

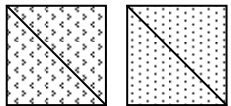
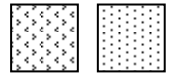
Betty's Signature Quilt Block

Let's send Betty to Texas with a surprise – a Signature Quilt from all of us, something to remind her of the friends she made at StoryQuilts.

✂ Please prewash your fabrics.

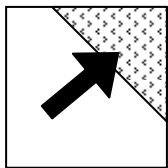
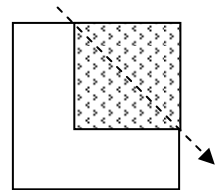
Background: cut one – 4 ¾" square white or off-white fabric

Corners: cut two – 3" squares medium to dark fabric – any two fabrics you love!




On the back of the two 3" Corner squares mark a diagonal line from corner to corner.

Lay a 3" Corner square on one corner of the 4 ¾" Background square, as shown *right*, right sides together. Stitch along the marked line.


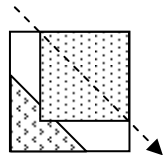


Flip up Corner square (arrow) – make sure it matches edges of Background square. Re-sew if necessary.



Trim off the excess corner about ¼" away from the stitching line; press seam open.

Repeat the stitch-and-flip on opposite corner with the second 3" square.



Sign your name in the middle of the large square [use a permanent marking pen or embroidery]

Mail or hand-deliver to Susan Perry by October 15th. Earlier is better than later.
Spread the word, too – tell your quilt buddies.


**If you hand-deliver at the store,
please make sure Betty doesn't know about it!**

Mail to:
Susan Perry
6835 SW Preslynn Drive
Portland, OR 97225

Questions? Call Susan at 503-297-4279 anytime after 8AM and before 9PM.

Betty's Signature Quilt Block

Do you like to paper-piece? Here is a pattern for you.



Mail or hand-deliver to Susan Perry by October 15th. Earlier is better than later.
Spread the word, too – tell your quilt buddies.

**If you hand-deliver at the store,
please make sure Betty doesn't know about it!**

Mail to:
Susan Perry
6835 SW Preslynn Drive
Portland, OR 97225

Questions? Call Susan at 503-297-4279 anytime after 8AM and before 9PM.